



Title: How to Combine Multiple Files

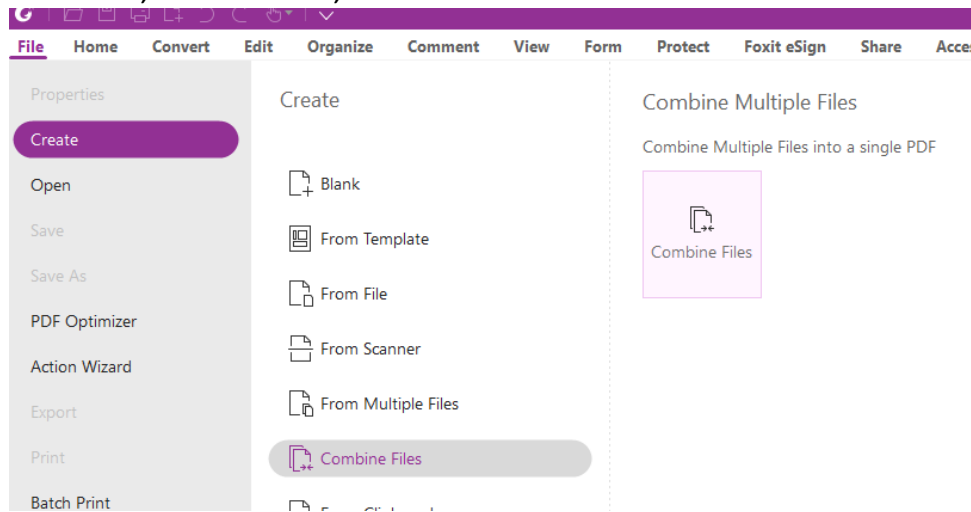
Task:

By following these instructions, you'll be able to combine multiple PDF files into a single document.

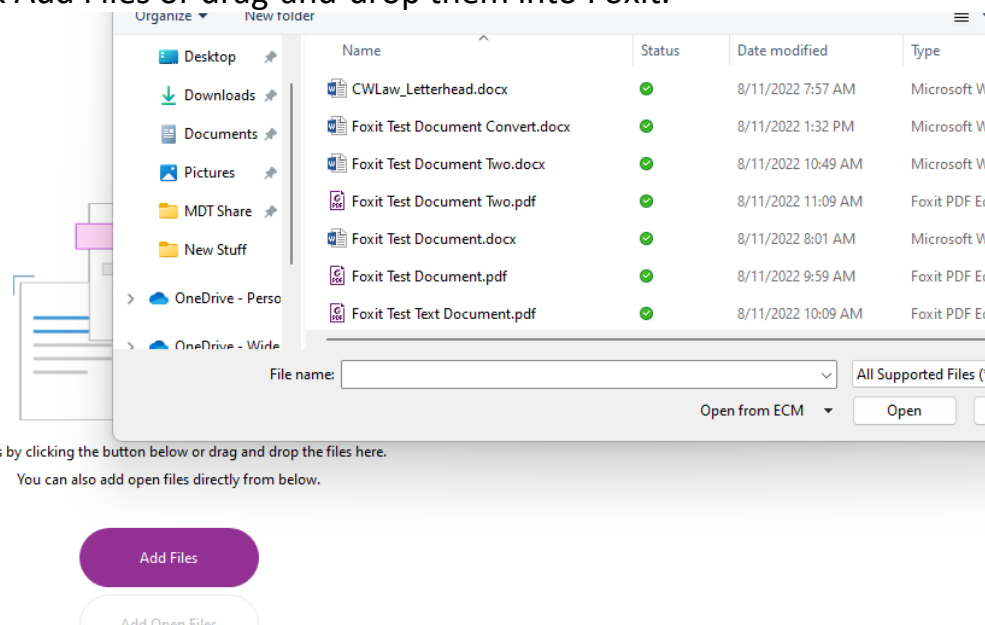
Instructions:

Open Foxit PDF Creator.

Click File; click Create; click Combine Files.






Click Add Files or drag-and-drop them into Foxit.



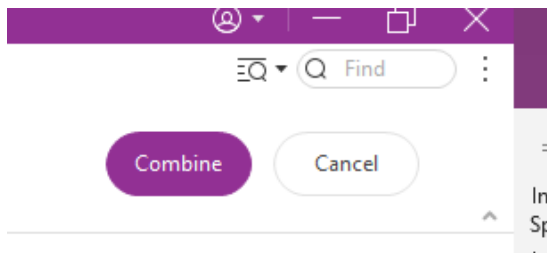
Foxit can combine files from multiple formats such as Microsoft Word and PDF files.

Here there is a PDF, Word, and Text file selected.

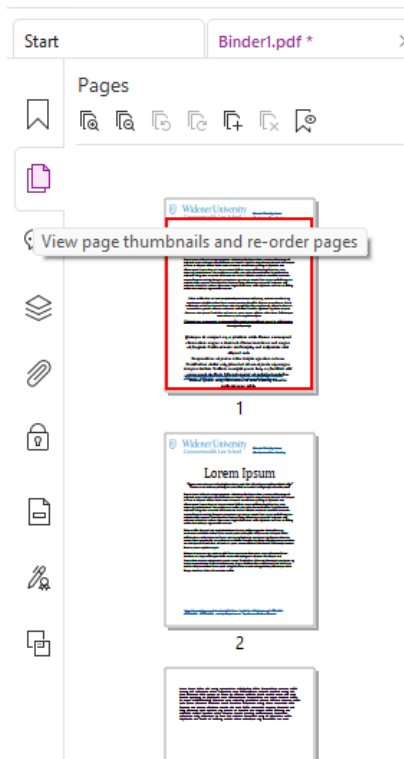
Add Add Add Add PDF Add From Add Open Remove
iles Folder WebPage from Scanner Clipboard Files

Name	Operation	Mod
 Foxit Test Document Two.pdf		202
 Foxit Test Document.docx	Choose Pages	202
 Foxit Test Text Document.txt		202

Click the Combine button.



Pages can be rearranged by clicking the View Page Thumbnails icon



Simply drag-and-drop the pages as desired.
The pages will be rearranged.
Remember to save your file.

Video Link:

Outcome:

Hopefully this information has been useful. If not, or you still have questions, please don't hesitate to contact CWLaw Client Experience.